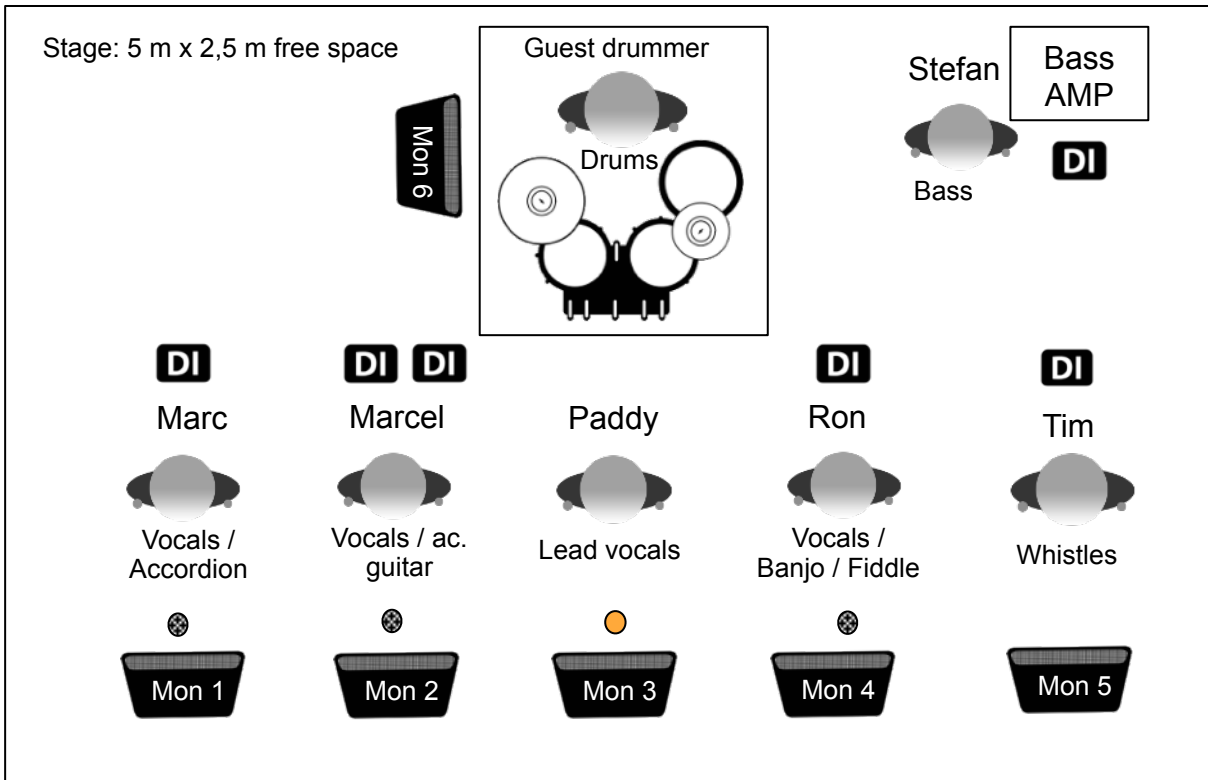


Riverflow - Technical Rider 1



⊗ = SM 58

● = Own Wireless Mic (SM 58)

Monitoring

Floor monitors (front): preferred 5, minimal 3

Drum fill: 1

Group ¹⁾	Sound mix ²⁾
Mon 1	Vocals Marc / Accordion / Ac. Guitars / Lead vocals, Kick
Mon 2	Vocals Marcel / Ac. Guitars / Lead vocals, Kick
Mon 3	Lead vocals / Ac. Guitars, Kick
Mon 4	Vocals Ron / Banjo Ron / Fiddle / Ac. Guitars, Kick
Mon 5	Whistles / Accordion / Ac. Guitars / Lead vocals, Kick
Mon 6	Kick, Accordion / Ac. Guitars / Lead vocals / Vocals Marcel / Vocals Ron

¹⁾ Monitor group: depending on venue / stage size. For small stage sizes monitor groups 1 and 2 and 4 and 5 can be joined together if necessary.

²⁾ Indicative sound mix: depending on venue / stage size. For small stage sizes the kick drum is not necessary on the front monitors.

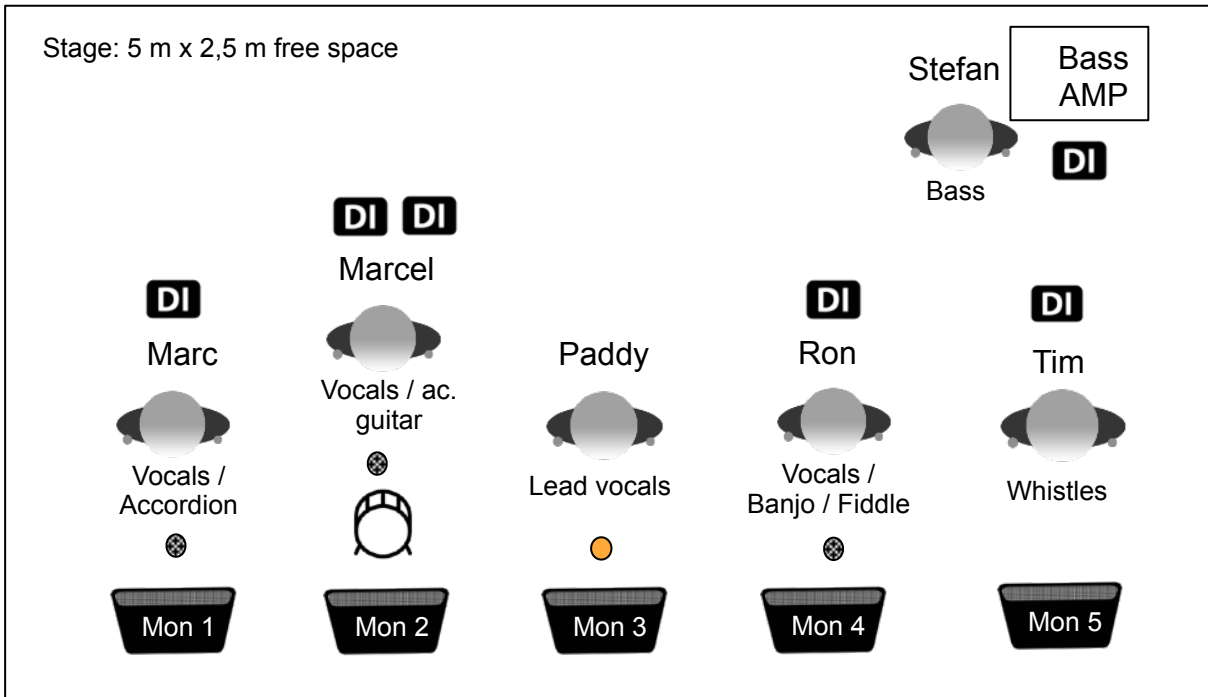
Input list

Channel	Band member	Mic/DI	Insert
1. Kick	Guest Drummer	Beta 52	Gate/Compressor
2. Snare	Guest Drummer	E604	Compressor
3. Hihat	Guest Drummer	Cond.	
4. Rack tom	Guest Drummer	E604	Gate
5. Floor tom	Guest Drummer	E604	Gate
6. OH Left	Guest Drummer	Cond.	
7. OH Right	Guest Drummer	Cond.	
8. Bass	Stefan	D.I. (Own DI)	Compressor
9. Acoustic guitar	Marcel	D.I.	
10. Acoustic guitar	Marcel	D.I.	
11. Banjo	Ron	D.I.	Compressor
12. Fiddle	Ron	XLR (Own DI)	
13. Accordion	Marc	D.I.	
14. Whistles	Tim	D.I (Own Mic)	Compressor
15. Vocals	Marc	SM 58	Compressor
16. Vocals	Marcel	SM 58	Compressor
17. Lead vocals	Paddy	XLR (Own Wireless Mic)	Compressor
18. Vocals	Ron	SM 58	Compressor

Voor vragen over dit stageplan of over andere technische gegevens bel: Tim van den Hombergh. Tel.: +31 (0)6-30845422,

For more information about this stageplan or about other technical information call: Tim van den Hombergh: +31 (0)6-30845422

Riverflow - Technical Rider 2



⊗ = SM 58

● = Own Wireless Mic (SM 58)

Monitoring

Floor monitors (front): preferred 5, minimal 3
Drum fill: 1

Group ¹⁾	Sound mix
Mon 1	Vocals Marc / Accordion / Ac. Guitars / Lead vocals
Mon 2	Vocals Marcel / Ac. Guitars / Lead vocals
Mon 3	Lead vocals / Ac. Guitars
Mon 4	Vocals Ron / Banjo Ron / Fiddle / Ac. Guitars
Mon 5	Whistles / Accordion / Ac. Guitars / Lead vocals

¹⁾ Monitor group: depending on venue / stage size. For small stage sizes monitor groups 1 and 2 and 4 and 5 can be joined together if necessary.

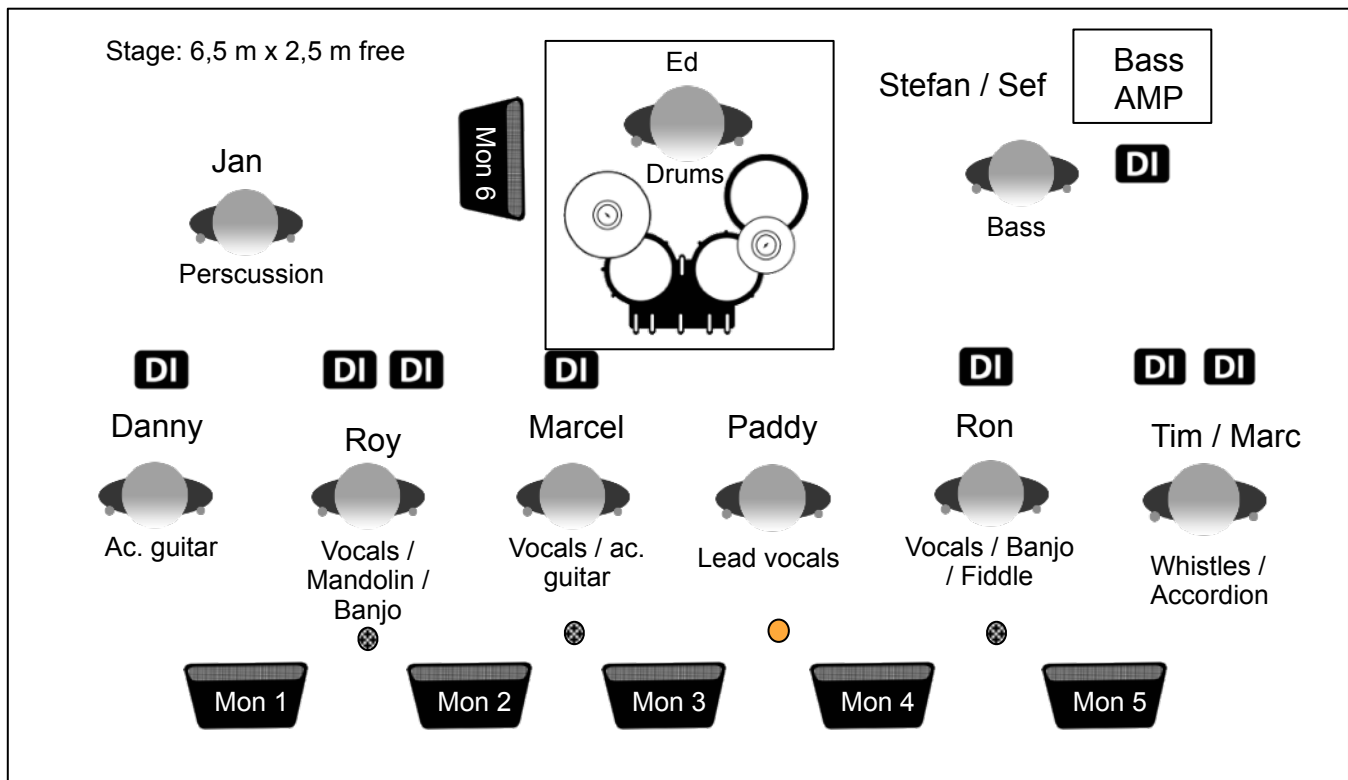
Input list

Channel	Band member	Mic/DI	Insert
1. Kick	Marcel	Beta 52	Gate/Compressor
2. Bass	Stefan	D.I. (Own DI)	Compressor
3. Acoustic guitar	Marcel	D.I.	
4. Acoustic guitar	Marcel	D.I.	
5. Banjo	Ron	D.I.	Compressor
6. Fiddle	Ron	XLR (Own DI)	
7. Accordion	Marc	D.I.	
8. Whistles	Tim	D.I (Own Mic)	Compressor
9. Vocals	Marc	SM 58	Compressor
10. Vocals	Marcel	SM 58	Compressor
11. Lead vocals	Paddy	XLR (Own Wireless Mic)	Compressor
12. Vocals	Ron	SM 58	Compressor

Voor vragen over dit stageplan of over andere technische gegevens bel: Tim van den Hombergh. Tel.: +31 (0)6-30845422,

For more information about this stageplan or about other technical information call: Tim van den Hombergh: +31 (0)6-30845422

Riverflow and Boys From the County Hell - Technical Rider



⊗ = SM 58 ● = Own Wireless Mic (SM 58)

Monitoring

Floor monitors (front): preferred 5, minimal 3, Drum fill: 1

Group ¹⁾	Sound mix ²⁾
Mon 1	Vocals Roy / Accordion / Ac. Guitars / Mandolin / Banjo Roy, Kick
Mon 2	Vocals Roy / Vocals Marcel / Ac. Guitars / Lead vocals, Mandoline / Banjo Roy / Kick
Mon 3	Vocals Marcel / Lead vocals / Ac. Guitars, Kick
Mon 4	Lead vocals / Vocals Ron / Banjo Ron / Fiddle / Ac. Guitars, Kick
Mon 5	Whistles / Accordion / Ac. Guitars / Lead vocals, Kick
Mon 6	Kick / Accordion / Ac. Guitars / Lead vocals / Vocals Marcel / Vocals Ron / Vocals Roy / Whistles

¹⁾ Monitor group: depending on venue / stage size. For small stage sizes monitor groups 1 and 2 and 4 and 5 can be joined together if necessary.

²⁾ Indicative sound mix: depending on venue / stage size. For small stage sizes the kick drum is not necessary on the front monitors.

Input list

Channel	Band member	Mic/DI	Insert
1. Kick	Ed	Beta 52	Gate/Compressor
2. Snare	Ed	E604	Compressor
3. Hihat	Ed	Cond.	
4. Rack tom	Ed	E604	Gate
5. Floor tom	Ed	E604	Gate
6. OH Left	Ed	Cond.	
7. OH Right	Ed	Cond.	
8. Percussion	Jan	SM 57	
9. Bass	Stefan / Sef	XLR (Own D.I.)	Compressor
10. Acoustic guitar	Danny	D.I.	
11. Acoustic guitar	Marcel	D.I.	
12. Mandolin	Roy	D.I.	
13. Banjo	Roy	D.I.	
14. Banjo	Ron	D.I.	Compressor
15. Fiddle	Ron	XLR (Own D.I.)	
16. Accordion	Tim / Marc	D.I.	
17. Whistles	Tim	D.I.	Compressor
18. Vocals	Roy	SM 58	Compressor
19. Vocals	Marcel	SM 58	Compressor
20. Vocals	Paddy (Lead)	XLR (Own Wireless Mic)	Compressor
21. Vocals	Ron	SM 58	Compressor

Voor vragen over dit stageplan of over andere technische gegevens bel: Tim van den Hombergh. Tel.: +31 (0)6-30845422,

For more information about this stageplan or about other technical information call: Tim van den Hombergh: +31 (0)6-30845422